















Pos.	Nr.	Fahrer / Bewerber	Rnd	Gesamt	Rückstand	km/h	Schn. Runde
1	1	 Bleekemolen, Jeroen <u>Konrad Motorsport</u>	12	25:32.259	+ 0:00.000	153.402	2:06.327
2	11	 Huisman, Patrick <u>SPS-Performance</u>	12	25:41.968	+ 0:09.709	152.436	2:07.007
3	6	 Halliday, Matt <u>Federsand Jetstream Motorsport</u>	12	25:43.531	+ 0:11.272	152.281	2:06.940
4	4	 Faulkner, Damien <u>Walter Lechner Racing School</u>	12	25:44.859	+ 0:12.600	152.151	2:07.212
5	3	 Rosina, Stefan <u>Walter Lechner Racing School</u>	12	25:45.795	+ 0:13.536	152.058	2:07.181
6	8	 Ferrara, Luigi <u>SANITEC Racing</u>	12	25:51.039	+ 0:18.780	151.544	2:07.824
7	7	 Langhome, William <u>SANITEC Racing</u>	12	26:05.208	+ 0:32.949	150.173	2:08.359
8	2	 Cunill, Siso <u>Konrad Motorsport</u>	12	26:05.944	+ 0:33.685	150.102	2:08.167
9	16	 Al Faisal, Abdulaziz <u>Walter Lechner Racing School</u>	12	26:09.022	+ 0:36.763	149.807	2:08.408
10	5	 Westbrook, Richard <u>Federsand Jetstream Motorsport</u>	12	27:36.997	+ 2:04.738	141.854	2:06.560
11	14	 Rast, René <u>Veltins MRS Racing</u>	8	17:33.585	+ 4 Laps	148.731	2:06.421
12	15	 Siedler, Norbert <u>Veltins MRS Racing</u>	7	15:05.063	+ 5 Laps	151.496	2:07.740
13	12	 Williams, Richard <u>SPS-Performance</u>	3	06:41.708	+ 9 Laps	146.282	2:09.986
14	9	 Janak, Jiri <u>Konrad Motorsport</u>	2	04:29.404	+ 10 Laps	145.414	2:09.136