















Pos.	Nr.	Fahrer / Bewerber	Rnd	Gesamt	Rückstand	km/h	Schn. Runde
1	1	 Bleekemolen, Jeroen <u>Konrad Motorsport</u>	12	25:36.876	+ 0:00.000	152.941	2:06.806
2	14	 Rast, René <u>Veltins MRS Racing</u>	12	25:39.373	+ 0:02.497	152.693	2:06.951
3	5	 Westbrook, Richard <u>Federsand Jetstream Motorsport</u>	12	25:43.644	+ 0:06.768	152.270	2:07.386
4	11	 Huisman, Patrick <u>SPS-Performance</u>	12	25:50.082	+ 0:13.206	151.638	2:07.451
5	12	 Williams, Richard <u>SPS-Performance</u>	12	25:51.554	+ 0:14.678	151.494	2:07.727
6	4	 Faulkner, Damien <u>Walter Lechner Racing School</u>	12	25:51.588	+ 0:14.712	151.491	2:07.491
7	15	 Siedler, Norbert <u>Veltins MRS Racing</u>	12	25:53.649	+ 0:16.773	151.290	2:07.971
8	6	 Halliday, Matt <u>Federsand Jetstream Motorsport</u>	12	25:56.293	+ 0:19.417	151.033	2:07.787
9	8	 Ferrara, Luigi <u>SANITEC Racing</u>	12	25:59.113	+ 0:22.237	150.760	2:08.273
10	3	 Rosina, Stefan <u>Walter Lechner Racing School</u>	12	26:01.254	+ 0:24.378	150.553	2:08.300
11	9	 Janak, Jiri <u>Konrad Motorsport</u>	12	26:01.450	+ 0:24.574	150.534	2:08.117
12	7	 Langhome, William <u>SANITEC Racing</u>	12	26:03.010	+ 0:26.134	150.384	2:08.599
13	16	 Al Faisal, Abdulaziz <u>Walter Lechner Racing School</u>	12	26:10.339	+ 0:33.463	149.682	2:08.339
14	2	 Cunill, Siso <u>Konrad Motorsport</u>	8	26:47.447	+ 4 Laps	97.484	2:07.591