














Pos.	Nr.	Fahrer / Bewerber	Rnd	Gesamt	Rückstand	km/h	Schn. Runde
1	1	 <b>Bleekemolen, Jeroen</b> <u>Konrad Motorsport</u>	14	28:00.685	+ 0:00.000	160.075	1:59.795
2	14	 <b>Rast, René</b> <u>Veltins MRS Racing</u>	14	28:03.793	+ 0:03.108	159.779	1:59.794
3	9	 <b>Janak, Jiri</b> <u>Konrad Motorsport</u>	14	28:15.902	+ 0:15.217	158.638	2:00.591
4	5	 <b>Westbrook, Richard</b> <u>Federsand Jetstream Motorsport</u>	14	28:18.873	+ 0:18.188	158.361	2:00.574
5	15	 <b>Siedler, Norbert</b> <u>Veltins MRS Racing</u>	14	28:27.474	+ 0:26.789	157.563	2:00.613
6	3	 <b>Rosina, Stefan</b> <u>Walter Lechner Racing School</u>	14	28:28.858	+ 0:28.173	157.436	2:01.317
7	11	 <b>Huisman, Patrick</b> <u>SPS-Performance</u>	14	28:29.051	+ 0:28.366	157.418	2:00.971
8	12	 <b>Williams, Richard</b> <u>SPS-Performance</u>	14	28:29.675	+ 0:28.990	157.360	2:00.902
9	2	 <b>Cunill, Siso</b> <u>Konrad Motorsport</u>	14	28:33.823	+ 0:33.138	156.980	2:01.379
10	8	 <b>Ferrara, Luigi</b> <u>SANITEC Racing</u>	14	28:34.193	+ 0:33.508	156.946	2:01.343
11	7	 <b>Langhorne, William</b> <u>SANITEC Racing</u>	14	28:36.792	+ 0:36.107	156.708	2:01.679
12	4	 <b>Faulkner, Damien</b> <u>Walter Lechner Racing School</u>	13	28:30.058	+ 1 Lap	146.088	2:00.501
13	6	 <b>Halliday, Matt</b> <u>Federsand Jetstream Motorsport</u>	13	29:10.812	+ 1 Lap	142.687	2:00.655