



















Pos.	Nr.	Fahrer / Bewerber	Rnd	Gesamt	Rückstand	km/h	Schn. Runde
1	14	 Rast, René <u>Veltins MRS Racing</u>	14	29:40.772	+ 0:00.000	145.700	2:05.764
2	3	 Rosina, Stefan <u>Walter Lechner Racing School</u>	14	29:45.002	+ 0:04.230	145.355	2:05.866
3	1	 Bleekemolen, Jeroen <u>Konrad Motorsport</u>	14	29:47.404	+ 0:06.632	145.160	2:06.057
4	11	 Huisman, Patrick <u>SPS-Performance</u>	14	29:53.019	+ 0:12.247	144.705	2:06.284
5	15	 Siedler, Norbert <u>Veltins MRS Racing</u>	14	29:54.875	+ 0:14.103	144.556	2:06.651
6	12	 Williams, Richard <u>SPS-Performance</u>	14	29:56.041	+ 0:15.269	144.462	2:06.388
7	21	 Seyffarth, Jan <u>tolimit/Seyffarth MS</u>	14	29:56.170	+ 0:15.398	144.451	2:06.644
8	4	 Faulkner, Damien <u>Walter Lechner Racing School</u>	14	29:58.209	+ 0:17.437	144.288	2:06.447
9	20	 Arnold, Lance David <u>SPS-Performance</u>	14	29:59.570	+ 0:18.798	144.178	2:06.617
10	9	 Janak, Jiri <u>Konrad Motorsport</u>	14	30:00.092	+ 0:19.320	144.137	2:06.814
11	8	 Engelhart, Christian <u>SANITEC Racing</u>	14	30:01.529	+ 0:20.757	144.022	2:06.804
12	22	 Šigacev, David <u>tolimit/Seyffarth MS</u>	14	30:03.962	+ 0:23.190	143.827	2:07.183
13	10	 Hirsch, Patrick <u>Konrad Motorsport Austria</u>	14	30:13.063	+ 0:32.291	143.105	2:07.696
14	2	 Cunill, Siso <u>Konrad Motorsport</u>	14	30:17.782	+ 0:37.010	142.734	2:07.862
15	7	 Langhorne, William <u>SANITEC Racing</u>	14	30:18.394	+ 0:37.622	142.686	2:07.928
16	25	 Tutumlu Lopez, Isaac <u>SANITEC Racing</u>	14	30:26.089	+ 0:45.317	142.085	2:08.393
17	39	 Fantini, Massimiliano <u>Ebimotors</u>	14	30:28.294	+ 0:47.522	141.913	2:08.711
18	38	 Massironi, Mauro <u>Ebimotors</u>	14	30:37.182	+ 0:56.410	141.227	2:09.125